


Forged Brass Bellows Valves

Designed Specifically For High Purity Gas Service

Size Range - 0.625" to 4.125" Outer Diameter Size



Product Features:

- ◆ Forged Brass Bodies - No Sand Castings
- ◆ Clean Area Assembled & Tested
- ◆ 100% Helium Leak Tested At Operating Pressure
- ◆ High Purity Nitrogen Bagged
- ◆ Reduced Use Of Teflon Seat Material
- ◆ Increased Flow
- ◆ Purge Access Ports And Valves


PART NUMBER NOMENCLATURE



HIGH PURITY FORGED BRASS VALVES

SERIES NUMBER	TUBE CONNECTIONS	PURGE ACCESS LOCATIONS		SPECIAL INSTRUCTIONS
		FITTING	VALVE	
EXAMPLES	O. D SIZE			
B	# 3125		-RV1	
C	0875	-RC2		
B BELLOWS VALVE	0250	-RC1	-RV1	
	0375	-RC2	-RV2	
	0625	-LC1	-LV1	
D DIAPHRAGM	0875	-LC2	-LV2	
	1125	-VC1	-VV1	
	1375	-VC2	-VV2	
C CHECK VALVE	1625	-UC1	-UV1	
	2125	-UC2	-UV2	
	2625			
M MANIFOLD Call Sales	3125			
	4125			

C1....ONE DOWNSTREAM PURGE CONNECTION
 C2....ONE UPSTREAM/ONE DOWNSTREAM PURGE CONNECTION
 V1....ONE DOWNSTREAM PURGE VALVE W/PURGE CONNECTION
 V2....ONE UPSTREAM/ONE DOWNSTREAM VALVE W/PURGE CONNECTION



NOTES:

1. TYPE "L" OR ACR EXPANDED COPPER TUBE EXTENSIONS ARE STANDARD
2. STAINLESS TUBE ENDS ARE AVAILABLE IN VARIOUS ALLOYS AND SIZES
3. -RC- IS A 9/16 - 18" R. HAND MALE THREAD FACE SEAL VITON "O" RING
4. -LC- IS A 9/16 - 18" L. HAND MALE THREAD FACE SEAL VITON "O" RING
5. -VC- IS A VCR_{tm} COMPATIBLE FITTING
6. -UC- IS A PARKER HANNIFIN ULTRASEAL_{tm} FITTING.

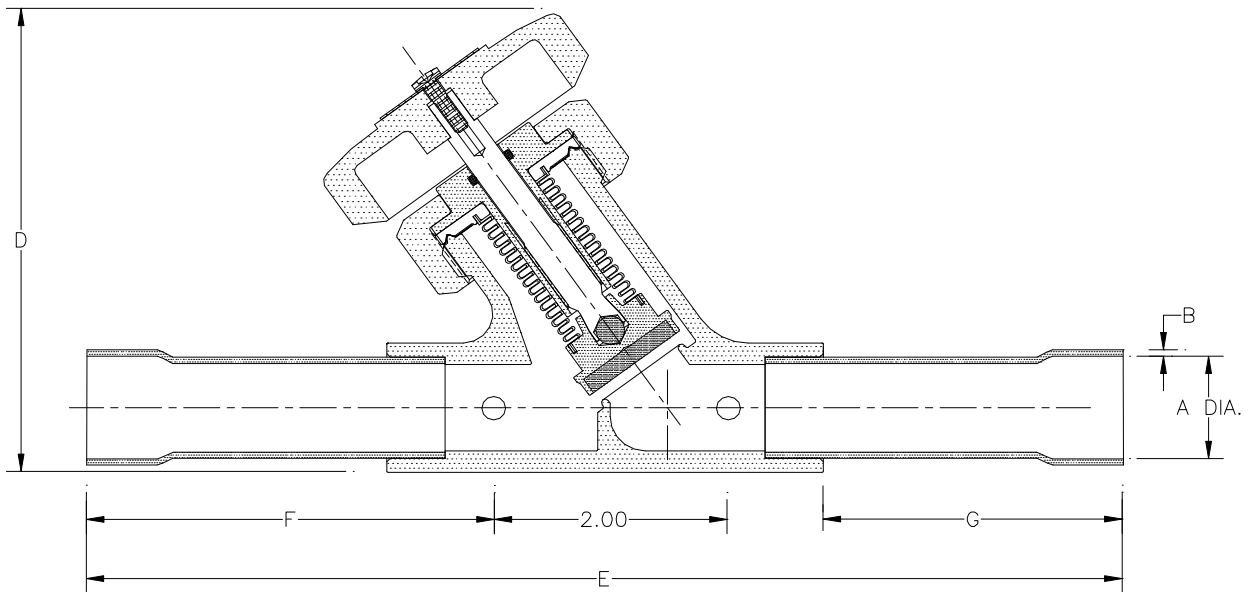
SPECIAL NOTE: -RC, LC, RV & LV FITTINGS ARE RIGHT (RC), AND LEF T (LC) HAND THREADS. IT IS CUSTOMARY FOR THE RIGHT HAND THREAD TO BE USED WITH OXYGEN AND NON-FLAMMABLE GASES. THE LEFT HAND THREAD IS CUSTOMARILY USED WITH FLAMMABLE GASES AND GAS MIXTURES.

DANCAR CORPORATION - 145 North Benson Road, Middlebury, CT 06762

Tel. (203) 598 0205 - Fax (203) 598 0211

dancar@dancar.com

FORGED BRASS BELLOWS LINE VALVES



FORGED BRASS BELLOWS VALVES WITH EXPANDED COPPER TUBE EXTENSIONS

PART NUMBER	A ODS	B	C	D	E	F	G	BODY WIDTH	APPROX. WEIGHT	Cv
B0625	.628	.040	.400	3.600	9.600	3.800	3.050	1.19	1.80	3.60(E)
B0875	.879	.045	.562	4.170	11.570	4.780	3.910	1.50	2.50	6.70(E)
B1125	1.130	.050	.687	5.170	15.700	6.850	5.350	1.92	4.25	11.00(E)

NOTE: (E) = ESTIMATED VALUES

FORGED BRASS BELLOWS VALVES WITH 316L STAINLESS TUBE EXTENSIONS

PART NUMBER	A ODS	B	C	D	E	F	G	BODY WIDTH	APPROX. WEIGHT	Cv
B0500-049	.500	.049	.406	3.610	9.500	3.750	3.000	1.200	2.30	3.50(E)
B0500-065	.500	.065	.406	3.610	9.500	3.750	3.000	1.200	2.35	3.50(E)
B0750-065	.750	.065	.562	4.170	9.750	3.875	3.000	1.500	3.00	6.50(E)
B0750-095	.750	.095	.562	4.170	9.750	3.875	3.000	1.500	3.05	6.50(E)
B1000-065	1.000	.065	.687	5.170	11.000	4.500	3.000	2.000	4.75	11.00(E)
B1000-095	1.000	.095	.687	5.170	11.000	4.500	3.000	2.000	4.80	11.00(E)

* DOES NOT INCLUDE PURGE ACCESS PORT DIMENSION.

NOTE: THE VALVE INTERNALS ARE NOT TO BE REMOVED PRIOR TO INERT GAS PURGE INSTALLATION.

VALVE WORKING PRESSURE IS 250 PSI MAXIMUM

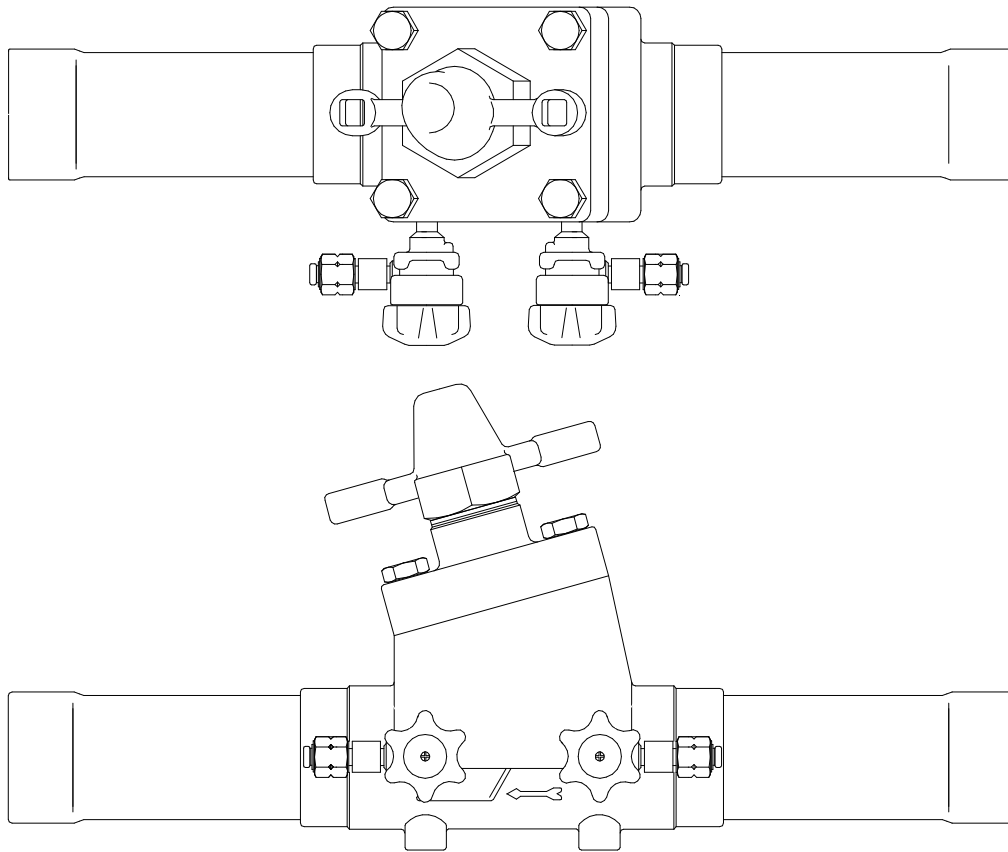
ALL PRODUCTS ARE TESTED TO 1×10^{-7} . LOWER RATINGS ARE AVAILABLE AT ADDITIONAL COST.

DANCAR CORPORATION - 145 North Benson Road, Middlebury, CT 06762

Tel. (203) 598 0205 - Fax (203) 598 0211

dancar@dancar.com

FORGED BRASS BELLOWS LINE VALVES



PART NUMBER	NOMINAL SIZE	MAXIMUM HEIGHT	CENTER LINE TO BASE	OVERALL LENGTH	C L WIDTH		APPROX. WEIGHT
					A	B	
B1375	1-1/4"	7.0"	1.312"	18.5"	1.5"	3.625"	7 LB.
B1625	1-1/2"	7.0"	1.312"	18.5"	1.5"	3.625"	7 LB.
B2125	2"	8.0"	1.687"	19.375"	2.0"	4.125"	14 LB.
B2625	2-1/2"	10.0"	1.750"	21.0"	2.5"	4.75"	32 LB.
B3125	3"	10.0"	1.750"	21.0"	2.5"	4.75"	32 LB.
B3625	3-1/2"	10.0"	1.750"	21.0"	2.5"	4.75"	38 LB.
B4125	4"	10.0"	1.750"	24.0"	2.5"	4.75"	40 LB.

DESIGN FEATURES

- + HIGH FLOW DESIGN
- + 100% HELIUM LEAK TEST AT OPERATING PRESSURE
- + THRUST BEARING STEM DESIGN
- + COMBINATION HANDWHEEL/SEALING CAP
- + FIELD REPLACEABLE INTERNAL ASSEMBLY
- + REDUCED USE OF SEAT INSERT MATERIALS
- + WEATHER SEAL
- + VIRGIN PTFE SEAT MATERIAL
- + KEL-F SEATS AVAILABLE
- + FORGED BODY AND BONNET

NOTE: THE VALVE INTERNALS ARE NOT TO BE REMOVED PRIOR TO INERT GAS PURGE INSTALLATION.

VALVE WORKING PRESSURE IS 250 PPSI MAXIMUM

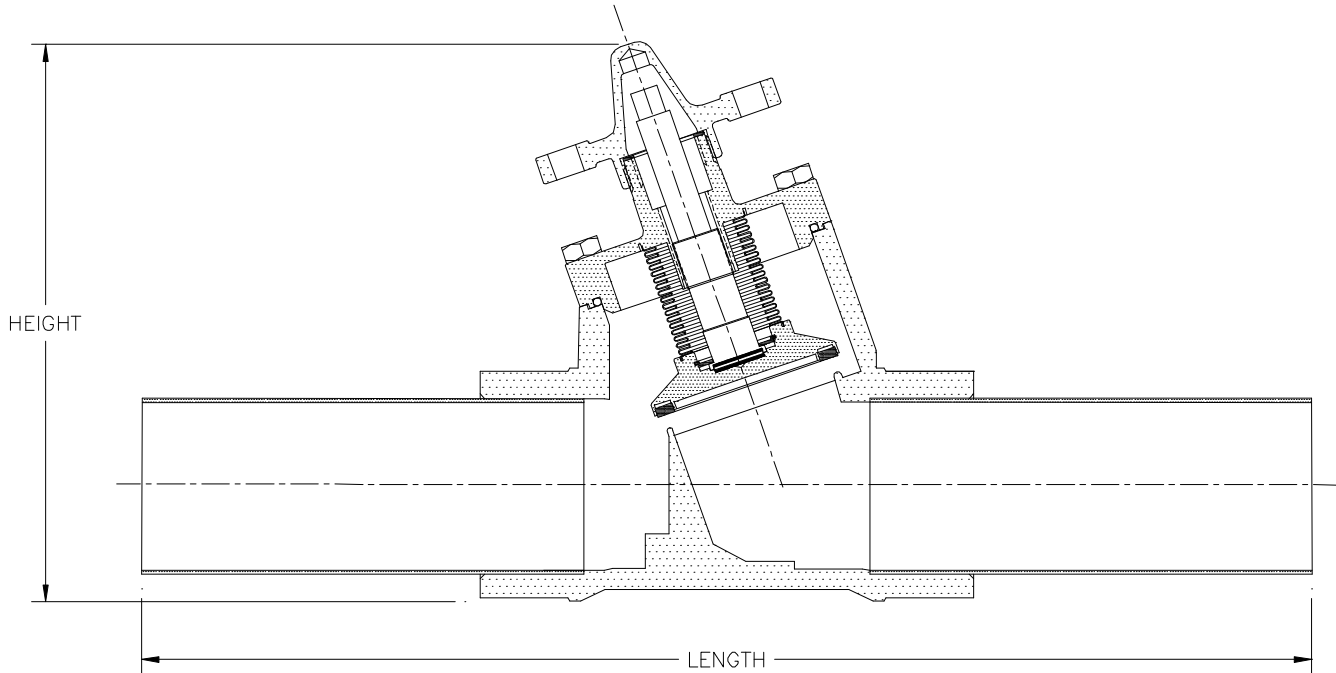
ALL PRODUCTS ARE TESTED TO 1×10^{-7} . LOWER RATINGS ARE AVAILABLE AT ADDITIONAL COST.

DANCAR CORPORATION - 145 North Benson Road, Middlebury, CT 06762

Tel. (203) 598 0205 - Fax (203) 598 0211

dancar@dancar.com

FORGED BRASS BELLOWS LINE VALVES



WITH 316 STAINLESS STEEL TUBE STUBS

PART NUMBER	ACTUAL SIZE	MAXIMUM HEIGHT	CENTER LINE TO BASE	OVERALL LENGTH	C L WIDTH		APPROX. WEIGHT
					A	B	
B1500	1-1/2"	7.0"	1.312"	18.5"	1.5"	3.625"	7 LB.
B2000	2"	10.0"	1.687"	19.375"	2.0"	4.125"	14 LB.
B3000	3"	10.0"	1.750"	21.0"	2.5"	4.75"	32 LB.
B4000	4"	10.0"	1.750"	24.0"	2.5"	4.75"	40 LB.

DESIGN FEATURES

- + HIGH FLOW DESIGN
- + 100% HELIUM LEAK TEST AT OPERATING PRESSURE
- + THRUST BEARING STEM DESIGN
- + COMBINATION HANDWHEEL/SEALING CAP
- + FIELD REPLACEABLE INTERNAL ASSEMBLY
- + REDUCED USE OF SEAT INSERT MATERIALS
- + WEATHER SEAL
- + VIRGIN PTFE SEAT MATERIAL
- + KEL-F SEATS AVAILABLE
- + FORGED BODY AND BONNET

NOTE: THE VALVE INTERNALS ARE NOT TO BE REMOVED PRIOR TO INERT GAS PURGE INSTALLATION.

VALVE WORKING PRESSURE IS 250 PPSI MAXIMUM

ALL PRODUCTS ARE TESTED TO 1×10^{-7} . LOWER RATINGS ARE AVAILABLE AT ADDITIONAL COST.

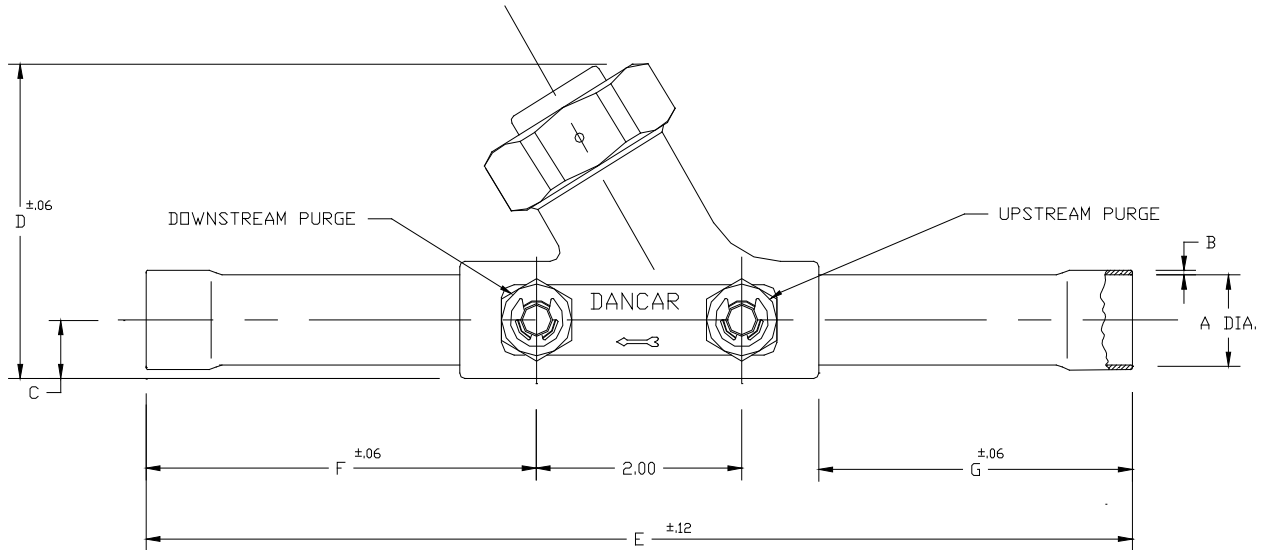
DANCAR CORPORATION - 145 North Benson Road, Middlebury, CT 06762

Tel. (203) 598 0205 - Fax (203) 598 0211

dancar@dancar.com

FORGED BRASS CHECK VALVES

1/2" TO 1"



FORGED BRASS CHECK VALVES WITH EXPANDED COPPER TUBE EXTENSIONS

PART NUMBER	A ODS	B	C	D	E	F	G	BODY WIDTH *	APPROX. WEIGHT	Cv
C0625	.628	.040	.400	2.875	9.600	3.800	3.050	1.19	1.80	3.60(E)
C0875	.879	.045	.562	3.300	11.570	4.780	3.910	1.50	2.50	6.70(E)
C1125	1.130	.050	.687	4.130	15.700	6.850	5.350	1.92	4.25	11.00(E)

NOTE: (E) = ESTIMATED VALUES

FORGED BRASS CHECK VALVES WITH 316L STAINLESS TUBE EXTENSIONS - NOT EXPANDED

PART NUMBER	A ODS	B	C	D	E	F	G	BODY WIDTH *	APPROX. WEIGHT	Cv
C0500-049	.500	.049	.406	2.875	9.500	3.750	3.000	1.200	2.30	3.50(E)
C0500-065	.500	.065	.406	2.875	9.500	3.750	3.000	1.200	2.35	3.50(E)
C0750-065	.750	.065	.562	3.330	9.750	3.875	3.000	1.500	3.00	6.50(E)
C0750-095	.750	.095	.562	3.330	9.750	3.875	3.000	1.500	3.05	6.50(E)
C1000-065	1.000	.065	.687	4.130	11.000	4.500	3.000	2.000	4.75	11.00(E)
C1000-095	1.000	.095	.687	4.130	11.000	4.500	3.000	2.000	4.80	11.00(E)

* DOES NOT INCLUDE PURGE ACCESS PORT DIMENSION.

NOTE: THE VALVE INTERNALS ARE NOT TO BE REMOVED PRIOR TO INERT GAS PURGE INSTALLATION. IT IS CUSTOMARY TO PURGE CHECK VALVES THRU THE UPSTREAM PURGE CONNECTION DURING INSTALLATION.

VALVE WORKING PRESSURE IS 250 PSI MAXIMUM.

ALL PRODUCTS ARE TESTED TO 1×10^{-7} . LOWER RATINGS ARE AVAILABLE AT ADDITIONAL COST.

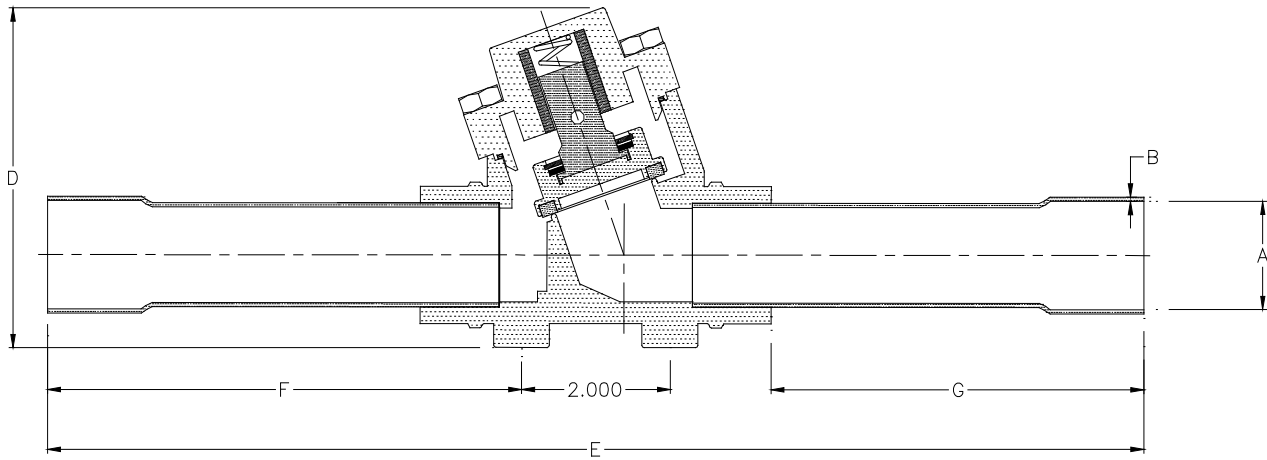
DANCAR CORPORATION - 145 North Benson Road, Middlebury, CT 06762

Tel. (203) 598 0205 - Fax (203) 598 0211

dancar@dancar.com

FORGED BRASS CHECK VALVES

1-1/4" TO 4"



FORGED BRASS CHECK VALVES WITH EXPANDED COPPER TUBE EXTENSIONS

PART NUMBER	A ODS	B	C	D	E	F	G	BODY WIDTH *	APPROX. WEIGHT	Cv
C1375	1.375	.055	1.312	4.562	18.500	8.250	6.875	2.625	5.00	21.67
C1625	1.625	.060	1.312	4.562	18.500	8.250	6.875	2.625	5.00	23.63
C2125	2.125	.070	1.687	5.875	19.375	8.688	6.500	3.500	12.80	42.00
C3125	3.125	.090	2.125	7.750	21.000	8.875	6.125	4.500	35.00	91.30
C4125	4.125	.110	2.250	8.125	23.875	10.313	6.500	4.500	37.00	91.30

NOTE: (E) = ESTIMATED VALUES

FORGED BRASS CHECK VALVES WITH 316L STAINLESS TUBE EXTENSIONS - NOT EXPANDED

PART NUMBER	A ODS	B	C	D	E	F	G	BODY WIDTH *	APPROX. WEIGHT	Cv
C1500	1.500	.065	1.312	4.562	18.500	8.250	6.875	2.625	5.00	23.63
C2000	2.000	.065	1.687	5.875	19.375	8.688	6.500	3.500	12.80	42.00
C3000	3.000	.065	2.125	7.750	21.000	8.875	6.125	4.500	35.00	91.30
C4000	4.000	.120	2.250	8.125	23.875	10.313	6.500	4.500	37.00	91.30

* DOES NOT INCLUDE PURGE ACCESS VALVE. ADD 2-1/2" to STANDARD WIDTH.

NOTE: THE VALVE INTERNALS ARE NOT TO BE REMOVED PRIOR TO INERT GAS PURGE INSTALLATION. IT IS CUSTOMARY TO PURGE CHECK VALVES THRU THE UPSTREAM PURGE CONNECTION DURING INSTALLATION.

VALVE WORKING PRESSURE IS 250 PSI MAXIMUM.

ALL PRODUCTS ARE TESTED TO 1×10^{-7} . LOWER RATINGS ARE AVAILABLE AT ADDITIONAL COST.

DANCAR CORPORATION - 145 North Benson Road, Middlebury, CT 06762

Tel. (203) 598 0205 - Fax (203) 598 0211

dancar@dancar.com

CONDITIONS OF SALE

- 1. Responsibility for delays caused by strikes, accidents, fire and other causes beyond our control cannot be accepted by us.*
- 2. Material may not be returned for credit without our written permission. All returned material must be properly packaged and identified.*
- 3. Claims for labor, loss of gasses or other damages resulting from the use of our products will not be accepted.*
- 4. Products of Dancar Corporation are guaranteed against defects in material and workmanship for a period of one year from date of shipment from our plant. Our liability is limited to replacement or repair, F.O.B. factory, of any material which upon our inspection we find to be defective. All transportation charges on returned goods must be prepaid.*
- 5. Any product that is not returned in the original packaging must be accompanied by a signed certificate that states no hazardous materials are present.*
- 6. All orders are subject to price increases proportionate to increases in raw materials necessary to fill such orders. prices do not include any sales or excise taxes and are subject to change without notice.*
- 7. Orders must be in writing and are subject to acceptance upon receipt at our plant. Cancellation of orders may not be made without our written consent. Orders for special materials may not be canceled without compensation to Dancar Corporation for all expenses incurred, and permission for such cancellation must be obtained in writing.*
- 8. Shipping point is F.O.B. factory, unless otherwise specified on our published price sheets.*

DANCAR CORPORATION - 145 North Benson Road, Middlebury, CT 06762

Tel. (203) 598 0205 - Fax (203) 598 0211

dancar@dancar.com